

General Care Guide: Caring for your Home Linens

Read the Labels:

- ▶ The single most important rule in caring for your linens is also the most simple and obvious one. Always read the care labels on your linens and follow the manufacturer's instructions.

Wash All Linens Before Use:

- ▶ During the manufacturing process all linen is coated with a protective substance called *sizing*. This gives the product a stiff and uncomfortable feel. It also causes some linen to expel a distasteful odour. Prior to using any of your linens you should wash them in order to remove the *sizing* material.

Wash Linens in Warm or Cold Water:

- ▶ Excessive heat will damage your linen and if your linen product contains rubber or spandex, avoid even minimal amounts of heat. This is why we recommend that you always wash in warm or cold water and always dry on a low temperature setting. *Cotton linen may require ironing if you wish it to be completely free of wrinkles.*

Wash Similar Colours Together:

- ▶ Never mix light and dark colours in the same wash. For products with deep colours, add a quarter cup of white vinegar to the first wash to help set the colours.

Wash and Dry Sheets Separately:

- ▶ Always wash AND dry your sheets alone - don't mix with other fabrics or garments. NEVER wash your towels with your sheets as this will cause pilling.

Caring for Natural Products:

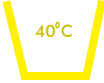


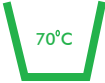


















- ▶ Down, feather, silk and wool products require dry cleaning once every 5 to 10 years and should be dry cleaned by a reputable company. Air them outside on a cool day to refresh between cleanings, and always use duvet covers and pillow protectors to ensure longer life.

Synthetic Linen Products:

- ▶ Synthetic products can be machine washed in an oversized machine. Choose the "no heat" setting on your dryer. Use caution because excessive heat will damage the fibre and may ruin the product. Be sure to always use duvet covers and pillow protectors to extend the life of your synthetic duvet or pillow.

Use Mild Colourfast Detergents:

- ▶ Avoid exposing your bedding to direct sunlight to prevent fading. Avoid detergents with whiteners, brighteners, colour boosters or colour enhancers. When washing duvet covers, they should be turned inside-out and zipped shut.

Legend	Stop	Be Careful	Go Ahead
 <p>Washing</p>	 <p>Do NOT Wash</p>	 <p>40°C</p> <p>Hand wash in lukewarm water</p>  <p>50°C</p> <p>Machine wash in gentle setting & reduced agitation</p>	 <p>50°C</p> <p>Machine wash, warm water at normal setting</p>  <p>70°C</p> <p>Machine wash, hot water at normal setting</p>
 <p>Chlorine Bleach</p>	 <p>Do NOT Use Chlorine Bleach</p>	 <p>Use Chlorine Bleach as Directed</p>	<p>N/A</p>
 <p>Drying</p>	<p>N/A</p>	 <p>Dry flat</p>  <p>Tumble dry at low temperature</p>	 <p>Tumble dry at medium to high temperature</p>  <p>Hang to dry</p>  <p>Drip dry</p>
 <p>Ironing</p>	 <p>Do NOT Iron</p>	 <p>110°C</p> <p>or</p>  <p>150°C</p> <p>or</p>  <p>Iron at low setting</p>  <p>Iron at medium setting</p>	 <p>200°C</p> <p>or</p>  <p>Iron at high setting</p>
 <p>Dry Cleaning</p>	 <p>Do NOT Dry Clean</p>	 <p>Dry Clean With Caution</p>	 <p>Dry Clean</p>